



PRODIGY PLUS® FLAKE & NUGGET CONTROL BOARD


Power




Status






Water



De-scale






Sanitize


On

Off

Technician Section



Clean



Code Display

Code	Description
F	Freeze Mode
F flashes	Freeze Mode is Pending
b	Bin is Full
C	Clean Cycle
L	Board Locked
d	Test Mode
D	Off
E	Self Test Failed
/ flashes	No ice sensed - Retrying
/	No ice sensed - Shut Down
2 flashes	Auger motor high load - Retrying
2	Auger motor high load - Shut Down
3	No water in reservoir
4	Refrigeration pressure too high / low

Control Operation - See Manual

Water Light On - Restore water supply to machine.

De-Scale Light On - Clean and sanitize machine.

Test Mode - Depress Off for 3 seconds, then depress Clean for 3 seconds.


Recall Diagnostic Codes - Depress Off for 3 seconds. Press Clean repeatedly to go from most recent to oldest of 10.


Clear Diagnostic Codes - Switch unit off, depress and hold Clean and Off for 3 seconds.

Reset from Code 1, 2, 3 or 4 - Depress Off then Depress On.

All 4 Upper Lights Flashing - Unit Remotely Locked Out - Contact Leasing Company

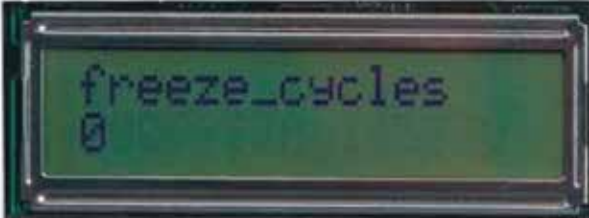
Component Operation Indicator Lights










02-4407-01

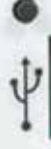
Smart-Board™ Advanced Feature Control







See Instructions for Available Features

02-4293-01 01/07

CONTROL BOARD FEATURES

Auto-Alert™ External Indicator Lights

- Operators know machine operating status at a glance.

Power - Tells you whether the machine has power or not

Status - Tells you when the machine is ready to make ice or if a malfunction occurred

Water - Tells you if water supply is interrupted

Clean - Tells you it is time to descale and sanitize the machine

Benefit: Avoid costly repairs by knowing if there is an immediate problem that can be corrected by the operator, such as lack of power or water. Avoid lost sales from delays in requesting repair of an improperly operating machine.

Component Light Display - Technician Section

- Code display shows status detail using a code number or letter

- Displays provide information for rapid diagnosis

Previous diagnostic codes can be recalled

Code display descriptions are located on the control board door

On Board Component Indicator Lights aid in system diagnostics

Benefit: Save money with shorter and less frequent service visits. Technician can determine operating issues quickly, ensuring the right fix the first time.

Smart-Board™ Advanced Control Board (optional)

- Data logging and ability to transmit status to remote monitoring system
- Display to recall logged information for fast diagnostics
- NAFEM data protocol for smart kitchen applications
- USB port for external communication and advanced diagnostics

Benefit: Provides constant, real-time machine status and performance updates for smart kitchens of the future

Vari-Smart™ Ice Level Control (optional)

- Uses ultrasonic technology to measure bin level
- Field proven reliability in extreme conditions
- 7 day programmable ice level control (with Smart-Board™ control)

Benefit: Customers get fresh ice while saving money on water and electricity